

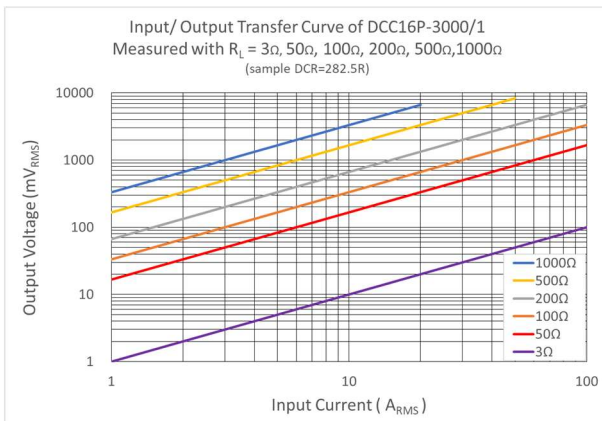
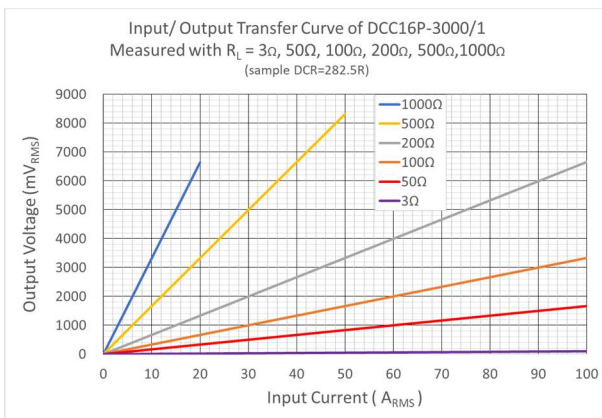


Features

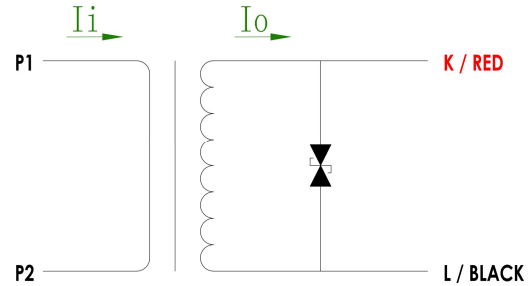
- Clamp on split core structure
- Rated input : 150A (AC)
- Rated output : 50mA (AC)
- Rated sampling load : 75Ω
- Rated sampling voltage : 3.75V (AC)
- Turn ratio : 3000/1
- Accuracy error : $\leq \pm 0.5\%$
- linearity : $\leq \pm 0.3\%$
- Measuring current : 0...150A ($R_L \leq 75\Omega$)
- Maximum current : 0...190A ($R_L \leq 10\Omega$)
- DCR : 293±30R
- Weight : 87.8g
- Work Frequency : 50...200KHz
- Operating Temperature : -40°C to 85°C

Output Transfer Curve

- The following figure shows input/ output Transfer Curve tested with different load resistors. Choosing a high resistance value will give high sensitivity, but the core saturation begins at lower input current also.
- R_L is the load resistor connected at output terminals.



Equivalent Circuit Diagram



Dimensions / pin identification

unit: mm

Series	Dimensions
DCC16P	

Pin Identification

- Cable length: about 100cm (39.37 In.), 22AWGx2c
100cm(39.37 inch)



No.	Wire Color	Description
1	K (red)	Connect to positive
2	L (Black)	Connect to negative

Additional information

Manufacturer: DIWELL Electronics Co., Ltd. (South Korea)
 Technical support: expoeb2@diwell.com, dsjeong@diwell.com
 RFQ: sale01@diwell.com, sale02@diwell.com
 TEL: 070-8235-0820

Revision history

Version	Date(Y,M,D)	Description
1.0.0	2024. 04. 18.	First version is released
1.0.1	2024. 04. 24	Cable length changed (2m→1m)